


























Title VI Service Standards & Policies Elderly

-  Bus Stop with Shelter
-  University
-  Nursing Home
-  Roads
-  Red Coreloop
-  Blue Coreloop
-  Route 3
-  Route 4
-  Route 5
-  Route 6
-  Route 7
-  Route 8
-  Route 9
-  Route 10
-  Route 12
-  Mon.-Fri. Tourist Loop
-  Sat. Tourist Loop
-  Downtown Trolley
-  Huntsville
-  Other Cities

Elderly Population = over 65 years

	0.21% - 9.46%
	9.47% - 18.71%
	18.72% - 27.96%
	27.97% - 37.21%
	37.22% - 46.46%

